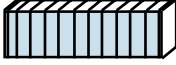

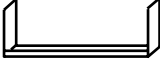
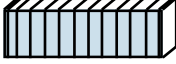
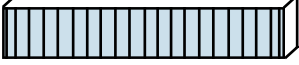









ECONOCARIBE

Since 1968

International Transportation Specialists

Container type	Interior Dimension	Door Opening	Max Gross Weight	Tare Weight	Payload	Cubic Capacity
20' dry freight container 20' x 8' x 8'6" 	L: 19' 4" W: 7' 8" H: 7' 10"	W: 7' 8" H: 7' 5"	42,739 lbs	4,739 lbs	38,000 lbs	1,179 cft
20' open top container 20' x 8' x 8'6" 	L: 19' 4" W: 7' 7" H: 7' 9"	W: 7' 7" H: 7' 8"	42,799 lbs	4,799 lbs	38,000 lbs	1,143 cft
20' flat rack container 20' x 8' x 8'6" 	L: 19' 5" W: 7' 10" H: 7' 4"	N / A	43,643 lbs	5,643 lbs	38,000 lbs	N / A
20' reefer container 20' x 8' x 8'6" insulated 	L: 17' 10" W: 7' 6" H: 7' 5"	W: 7' 6" H: 7' 5"	44,062 lbs	6,062 lbs	38,000 lbs	957 cft
40' dry freight container 40' x 8' x 8'6" 	L: 39' 6" W: 7' 9" H: 7' 10"	W: 7' 8" H: 7' 5"	54,156 lbs	8,156 lbs	46,000 lbs	2,390 cft
40' high cube dry container 40' x 8' x 9'6" 	L: 39' 6" W: 7' 9" H: 8' 9"	W: 7' 8" H: 8' 6"	52,393 lbs	6,393 lbs	46,000 lbs	2,714 cft
40' open top container 40' x 8' x 8'6" 	L: 39' 6" W: 7' 9" H: 7' 7"	W: 7' 8" H: 7' 5"	55,480 lbs	9,480 lbs	46,000 lbs	2,286 cft
40' flat rack container 40' x 8' x 8'6" 	L: 39' 6" W: 7' 10" H: 6' 5"	N / A	56,042 lbs	10,042 lbs	46,000 lbs	N / A
40' reefer container 40' x 8' x 8'6" 	L: 37' 11" W: 7' 6" H: 7' 2"	W: 7' 6" H: 7' 1"	54,597 lbs	8,597 lbs	46,000 lbs	2,000 cft
45' dry freight container 45' x 8' x 8'6" 	L: 44' 3" W: 7' 9" H: 7' 10"	W: 7' 8" H: 7' 5"	54,579 lbs	8,597 lbs	46,000 lbs	3,071 cft

Metric Conversion Chart

To Convert	Into	Multiply by
cubic feet	m ³	0.028317
pounds	kg	0.4536
m ²	square feet	10.764
m ³	cubic feet	35.314
kg	pounds	2.2046